









CAMPEONATO PANAMERICANO JUVENIL DE GIMNASIA RÍTMICA – 2026

Rio de Janeiro / BRA, del 31 de marzo al 2 de junio de 2026

Individual exercises – GRI - JUNIOR / JUVENIL – All-Around 

Place	Team Score	Year	Level	Coach				
1. T8	246.550 	USA						
	OLEYNIK	Izabella	2011	DB/DA D	6.3/3.4 9.70	5.5/3.5 9.00		
				E	7.500	7.500		
				P Total	0 24.500	0 23.750	—	—
	WEBER	Josephine	2011	DB/DA D	6.7/2.6 9.30	4.7/3.0 7.70	6.1/3.0 9.10	6.2/2.6 8.80
				E	6.650	7.400	7.050	7.350
				P Total	-0.05 23.100	0 22.400	-0.05 23.050	0 23.850
	FILIPP	Anna	2011	DB/DA D	6.5/3.7 10.20	5.9/3.2 9.10	6.8/3.3 10.10	6.3/3.4 9.70
				E	7.700	7.650	7.750	7.500
				P Total	0 25.650	0 24.750	0 25.800	0 25.200
	KEYS	Nina	2011	DB/DA D			6.5/3.3 9.80	6.4/3.2 9.60
				E			7.600	7.350
				P Total	—	—	0 25.350	0 24.600
2. T2	232.150 	BRA						
	MANENTE	Amanda	2011	DB/DA D	6.3/3.6 9.90	4.2/3.7 7.90	6.1/3.0 9.10	4.8/3.2 8.00
				E	7.350	6.950	7.350	6.400
				P Total	0 24.550	0 21.950	0 23.900	0 21.350
	VIEIRA	Beatriz	2011	DB/DA D	6.4/3.3 9.70	4.9/3.7 8.60	6.4/2.9 9.30	5.4/3.3 8.70
				E	7.200	6.150	7.650	7.000
				P Total	0 24.150	-0.30 21.650	0 24.350	0 22.800
	PETERSEN	Linda	2012	DB/DA D		5.0/3.0 8.00		5.2/3.0 8.20
				E		7.100		6.650
				P Total	—	0 22.450	—	-0.30 21.250
	SARTORI	Mariana	2011	DB/DA D	5.8/3.1 8.90		5.7/3.3 9.00	
				E	6.600		7.200	
				P Total	0 22.700	—	0 23.650	—
3. T3	225.650 	CAN						
	LAKSMAN	Nava Mya	2011	DB/DA D	4.6/3.2 7.80	5.0/2.7 7.70	5.6/2.7 8.30	4.7/2.8 7.50
				E	7.050	7.300	6.950	7.000
				P Total	0 22.250	0 22.150	-0.05 22.350	0 21.600
	YEVZLIN	Lillian	2011	DB/DA D	5.4/2.7 8.10	5.2/2.5 7.70	5.4/3.2 8.60	5.6/3.2 8.80
				E	7.250	7.400	7.250	7.150
				P Total	0 22.850	0 22.450	0 23.100	-0.05 23.500
	SHOLKAVICH	Milana	2011	DB/DA D	4.9/2.7 7.60	5.1/2.8 7.90	5.8/3.0 8.80	4.8/2.9 7.70
				E	6.850	6.650	7.150	7.100
				P Total	0 21.500	0 21.600	0 23.050	0 22.350

Place	Team Score	Year	Level	Coach				
4. T7	222.800  MEX							
	HERNANDEZ Alexa	2012	DB/DA D	4.4/2.2 6.60	4.2/2.5 6.70	4.7/3.0 7.70		
			E	5.900	7.100	7.300		
			P Total	-0.60 18.300	0 20.550	0 22.050		—
	DIAZ Arantza	2012	DB/DA D		4.6/2.8 7.40		4.8/3.2 8.00	
			E		7.150		7.250	
			P Total	—	0 21.300	—	0 22.050	
	DELGADO Marijose	2011	DB/DA D	5.5/3.2 8.70	5.1/3.0 8.10	6.2/3.2 9.40	5.7/3.6 9.30	
			E	7.500	7.000	7.500	6.950	
			P Total	0 23.750	0 22.100	0 23.900	0 23.400	
	RUIZ Sofia	2012	DB/DA D	4.9/2.7 7.60		6.3/2.4 8.70	4.4/2.8 7.20	
			E	6.550		7.050	6.600	
			P Total	0 20.800	—	0 22.900	0 20.450	
5. T9	209.150  VEN							
	PARRA Ambar	2011	DB/DA D		4.4/2.2 6.60	5.7/2.7 8.40		
			E		6.350	7.050		
			P Total	—	0 19.000	0 22.500	—	
	CONDE Aranza	2011	DB/DA D	4.7/2.3 7.00			4.9/2.3 7.20	
			E	6.150			6.700	
			P Total	0 19.300	—	—	0 20.100	
	VARESANO Fiorella	2012	DB/DA D	5.0/3.0 8.00	4.1/2.4 6.50	5.9/2.1 8.00	5.3/2.8 8.10	
			E	6.700	5.950	7.000	6.600	
			P Total	0 21.850	0 18.850	0 21.800	0 21.250	
	VALBUENA Susana	2011	DB/DA D	4.7/3.3 8.00	4.4/2.0 6.40	4.9/2.9 7.80	4.7/2.5 7.20	
			E	6.750	6.300	7.200	5.700	
			P Total	0 22.100	0 19.500	0 21.750	-0.60 18.450	
6. T1	201.450  ARG							
	GANINO Catalina	2012	DB/DA D		2.8/2.7 5.50		2.2/2.4 4.60	
			E		6.050		5.400	
			P Total	—	0 17.850	—	-0.05 16.200	
	NERI Catalina	2011	DB/DA D	5.1/3.3 8.40	3.8/3.0 6.80	5.4/2.7 8.10	4.3/2.5 6.80	
			E	6.450	6.250	7.100	5.900	
			P Total	0 21.250	0 19.250	0 22.450	0 19.200	
	SIBILIA Maria Pia	2011	DB/DA D	5.0/2.9 7.90		4.0/2.7 6.70		
			E	6.450		6.050		
			P Total	0 20.950	—	0 18.900	—	
	TOLOSA Martina	2011	DB/DA D	4.2/1.9 6.10	4.7/2.0 6.70	4.6/1.8 6.40	5.1/2.7 7.80	
			E	6.450	6.350	6.850	6.800	
			P Total	0 18.850	0 19.350	0 19.900	0 21.350	

Place	Team	Score	Year	Level	Coach				
7. T4	185.900	 COL							
	CASTRO	Dhanna	2011		DB/DA D E P Total	5.5/2.7 8.20 6.750 0 21.950	3.9/2.9 6.80 6.450 0 19.650	4.6/1.5 6.10 6.100 0 18.350	4.8/2.6 7.40 6.800 0 20.750
	PAEZ	Isabella	2011		DB/DA D E P Total	2.3/1.5 3.80 5.350 0 15.050	—	2.6/1.7 4.30 5.650 0 15.050	—
	GRANADOS	Lucciana	2012		DB/DA D E P Total	—	2.5/2.1 4.60 6.300 0 16.900	—	2.3/2.0 4.30 6.300 -0.30 16.400
	GOMEZ	Maria Salone	2012		DB/DA D E P Total	3.4/1.9 5.30 6.050 0 17.550	3.6/2.0 5.60 6.050 0 17.800	4.3/2.7 7.00 6.200 -0.05 19.350	2.5/1.9 4.40 6.400 0 17.200
8. T6	180.350	 CHI							
	BECERRA	Emilia	2011		DB/DA D E P Total	4.8/1.7 6.50 5.650 0 18.450	2.7/1.6 4.30 5.050 -0.30 14.850	3.8/1.8 5.60 6.150 0 17.950	3.0/2.2 5.20 5.600 0 17.150
	ALDUNATE	Fernanda	2011		DB/DA D E P Total	—	—	4.0/2.0 6.00 6.450 0 18.700	—
	CALFUQUIR	Ignacia	2011		DB/DA D E P Total	4.5/1.6 6.10 5.700 0 18.200	2.9/1.8 4.70 5.450 0 16.350	—	3.7/1.9 5.60 6.350 0 18.100
	MUNOZ	Josefa	2011		DB/DA D E P Total	4.6/1.6 6.20 4.900 -0.05 17.100	3.7/2.5 6.20 6.300 0 18.700	4.3/2.4 6.70 5.450 0 18.600	3.7/2.6 6.30 5.450 -0.30 17.400
9. T5	168.500	 CRC							
	VEGA	Jimena	2011		DB/DA D E P Total	3.6/2.5 6.10 5.150 -0.30 17.000	2.0/2.2 4.20 5.950 -0.10 16.200	2.9/2.2 5.10 6.350 0 17.650	2.2/1.9 4.10 5.600 -0.30 15.250
	MORALES	Luciana	2011		DB/DA D E P Total	2.7/1.9 4.60 5.800 0 16.650	2.6/1.0 3.60 5.200 0 14.700	2.8/1.8 4.60 5.550 -0.15 16.100	2.7/1.8 4.50 5.900 0 16.650
	ABARCA	Sara	2011		DB/DA D E P Total	2.6/1.8 4.40 5.800 0 16.250	2.4/1.8 4.20 6.250 0 16.550	3.3/1.8 5.10 6.250 0 17.700	3.2/2.2 5.40 6.300 -0.05 17.750